

CHESTERMERE MUNICIPAL RCMP DETACHMENT

Detachment Commander Report



QUARTER 2 Report
July 1, 2019 – September 30, 2019

Prepared by
S/Sgt. Mark WIELGOSZ
Detachment Commander
Chestermere Detachment
K Division



DETACHMENT COMMANDER REPORT

Detachment area population: 20,732
Authorized Police Strength: 17 Regular Members
Authorized Support Staff: 5 Municipal Employees

2019-2020 ANNUAL PERFORMANCE PLAN INITIATIVES AND QUARTERLY RESULTS

1. Reduce Property Crimes – Reduction of theft from motor vehicles, theft of vehicles, and break and enter.

The goal of this priority is to reduce crimes in this area by 10% this year through use of the following strategies.

Habitual Offender Management

A habitual offender management program remains in place to target habitual or high impact offenders residing in our detachment area. Enforcement and monitoring efforts are undertaken to ensure offenders comply with ordered conditions or face consequence for non-compliance. Offenders are selected based upon the following factors:

- Volume of crime they commit;
- Seriousness of the crimes they commit;
- Likelihood of reoffending; and
- Impact of their crime on the community.

Both offender management files monitored by Chestermere RCMP were concluded as one moved out of Chestermere and is currently in custody. The other remains in custody on a lengthy gaol sentence.

One new offender management file was opened on new targets in Chestermere.

Offender 1: Was released into the custody of a surety and was found outside of compliance within a week. The offender was arrested on several charges and remanded into custody. The offender remains in custody and is not likely to come back to Chestermere. This monitoring file will remain open to ensure the offender does not return.

Offender 2: Currently resides in Chestermere and has not been found out of compliance with their conditions.

Offender 3: Created to monitor an offender who was placed from Calgary on a number of outstanding charges. Checks have been completed, this quarter the offender remained in compliance.





DETACHMENT COMMANDER REPORT

Persons of Interest

Outside of the offender management program, Chestermere RCMP monitors persons in the community involved in organized crime or at large on various types of release such as parole, probation, and interim release on open criminal matters. Persons are identified on the potential risk to the community, severity of offences they are accused of, or likelihood to reoffend. Partnerships with Calgary Police Service, Federal Parole Board, Provincial Probation Officers, and RCMP intelligence units are leverage to remain cognizant of offenders moving in and out of Chestermere.

Chestermere RCMP is monitoring 15 persons of interest. Further new persons of interest are under review for periodic monitoring.

Voluntary Registry of Home Surveillance

Remains in effect and continues to be a priority initiative for this year. While the program has been advertised in local media and on the City of Chestermere website, further participation is needed to help solve crimes in the City. Assistance from the Chestermere Police Communications Committee has been received to enhance awareness and participation in this program through a post on the committee social media page and additional community awareness projects.

An online tool to sign up for this service currently used by Red Deer RCMP is under consideration as an option to be deployed in Chestermere.

Chestermere Theft Prevention Program

Chestermere detachment in partnership with Chestermere Citizens on Patrol (CCOP) rolled out a theft prevention program within Chestermere in an effort to raise awareness and reduce property crime in the City. The program commenced in April, 2018 involving CCOP members under the supervision of Chestermere RCMP. Foot patrols within the community are made to check vehicles to ensure they are secure. Vehicles found insecure have informative pamphlets left behind on the seat and members will lock the vehicle. If a vehicle is found running and insecure, the member will knock on the resident's door to provide preventative information.

The status of Citizens on Patrol is uncertain at this time with the resignation of their director and diminishing participation from members. A RCMP liaison is assigned to this group to provide assistance as required.

One patrol was made by Chestermere RCMP members this quarter in the areas of:

- Rainbow Falls Drive; and
- Marina Drive.

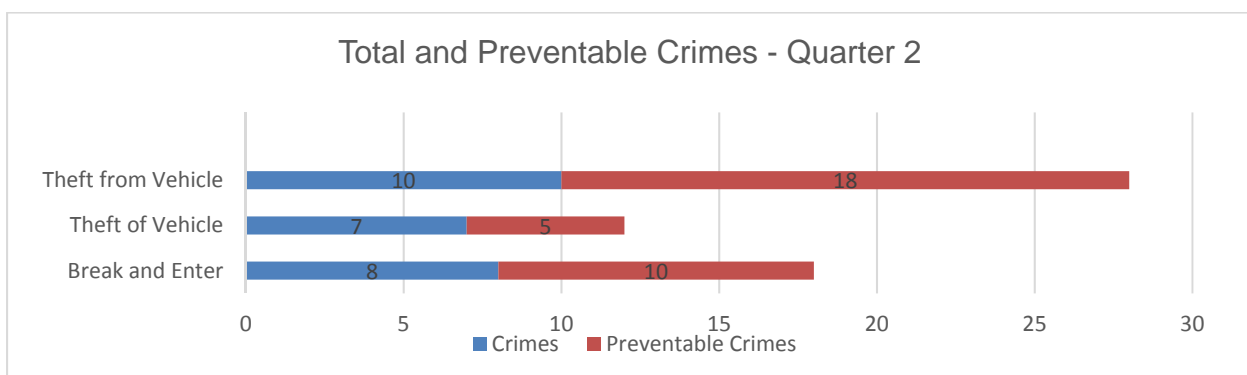
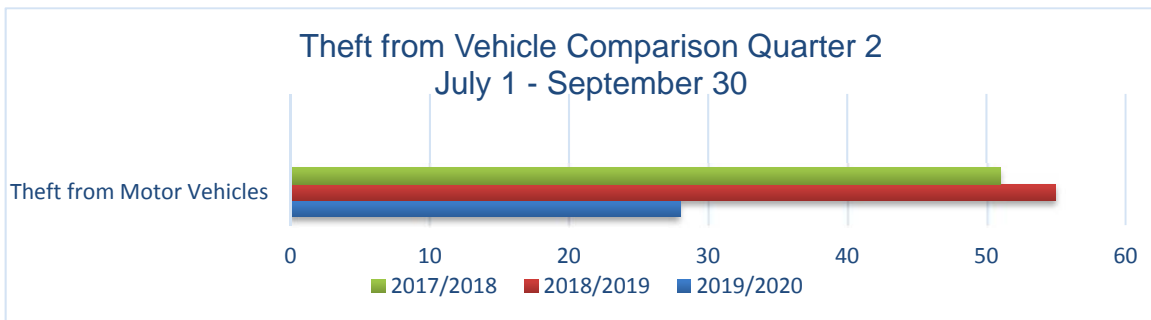
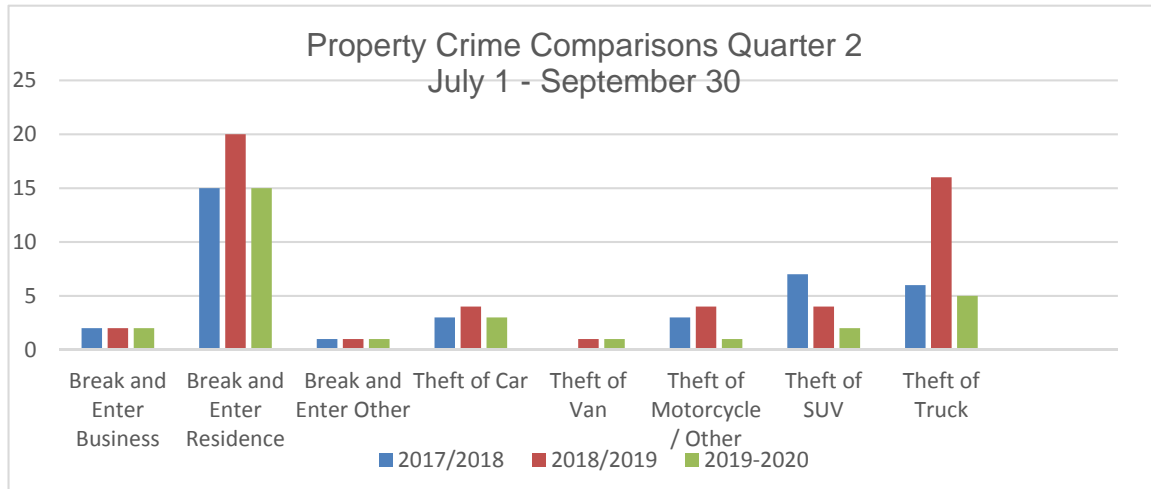
A total of 81 vehicles were checked, 0 were found insecure.





DETACHMENT COMMANDER REPORT

Further participation from CCOP is sought and assistance will be provided by Chestermere RCMP to enhance participation in this crime prevention program.





DETACHMENT COMMANDER REPORT

QUARTER 1 PROPERTY CRIME		PREVENTABLE	%
Break and Enter	18	10	56
Theft of Motor Vehicles	12	5	42
Theft from Motor Vehicles	28	18	64

Break and enters dropped from 23 to 18 this quarter over the same time frame last year. Theft of motor vehicles dropped from 29 to 12. Theft from motor vehicles were reduced from 55 to 28. Overall progress in this area at the close of quarter 2 remains ahead of expected levels by 10% (40% of objective at mid point to reach an overall reduction 10% in the selected crime groups).

Main drivers of these reductions involve the successful delivery of the Habitual Offender and Persons of Interest monitoring programs.

As noted in the crime results for this quarter, a high percentage of crimes remain largely preventable. Public education has a priority to increase awareness of crime prevention activities such as the 9PM routine and lock it or lose it programs.

Theft of license plates continues to be problematic. Property criminals often steal license plates to prevent detection while in possession of stolen vehicles. Property criminals use stolen vehicles to perpetrate other crimes such as theft from vehicles, theft from rural properties, break and enters, and other violent crimes.

In an effort to stem these types of crimes, the Chestermere RCMP will be launching a *License Plate Security Screw Program*. Security screws have been obtained and will be made available to Chestermere residents free of charge. Once the program is active, residents can obtain security screws from the Chestermere RCMP detachment, at crime prevention tables during community events, selected partners in the community, and in partnership with community crime prevention groups such the Police Communications Committee. (*more to come*)

Assistance from the City of Chestermere Police Communications Committee (CPCC) has been helpful with committee members active in their respective neighbourhoods, and frequent reminders on the committee Facebook page. Additional awareness of crimes in Chestermere via the RCMP Crime map was also promoted by the CPCC on their Facebook page.

The Chestermere RCMP Crime Map can be found on the City of Chestermere web page at <https://www.chestermere.ca/202/RCMP>.

2. Traffic Safety – Reduction of both injury and overall collisions.

The goal of this priority is to maintain low levels of overall and injury collisions as established in the previous year’s plan relative to population.

Impaired Driving

In quarter 2, 8 drivers were charged with impaired driving offences. Proactive patrols and check





stops remain in effect.

Traffic Safety/Enforcement

In quarter 2, 330 violations were issued. Increased visibility in the community remains a priority for Chestermere RCMP. Consistent resourcing will have a positive impact in this area. Year to date results for road safety initiatives:

- A total of 330 violations were issued by detachment members;
- 6 impaired drivers were removed from Chestermere roads; and
- 11 drivers were issued alcohol/drug suspensions.

Enhanced Road Safety Initiative

The Chestermere Enhanced Road Safety Initiative commenced in August 2017 where additional members were assigned to enhanced shifts targeting impaired, aggressive, and distracted driving within the City of Chestermere. Shifts have been filled by Chestermere RCMP members, RCMP members attached to the Southern Alberta District Traffic Services Unit, Alberta Sheriffs, and Chestermere Community Peace Officers. The aim of the program is to raise awareness with respect to traffic safety, increase road safety through visibility and enforcement, and reduce injury collisions within the City of Chestermere.

In quarter 2, 86 enhanced shifts were completed which produced:

- **1,475 Total infractions**
- 1049 for speed
- 65 for seatbelts
- 37 for distracted driving
- 40 intersection offences
- 106 vehicle deficiency violations
- 34 no drivers license / fail to produce
- 127 No registration and/or insurance (includes fail to produce)
- 2 liquor offences
- 1 liquor seizures
- 38 bylaw offences
- 3 Suspensions
- 2 Cannabis Infractions
- 7 Roadside Screening Tests
- 79 Mandatory Alcohol Screening Tests

A total of 1475 drivers were issued violations. 1046 (76%) were non-residents of Chestermere, 333 (22%) were residents of Chestermere.

Check Stop Program

In quarter 2, 16 documented check stops were conducted which resulted in:

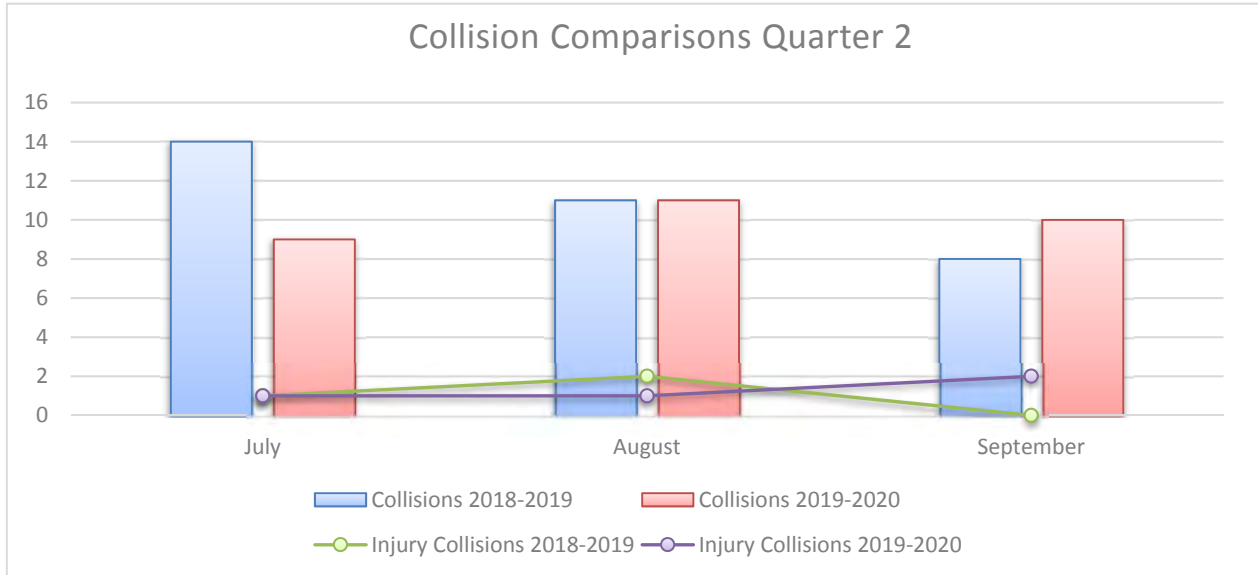




DETACHMENT COMMANDER REPORT

- 118 vehicles checked
- 4 violations were issued
- 1 impaired driver
- 6 driving suspensions
- 681 total vehicles checked

Collision Comparisons



30 reportable collisions were reported during quarter 2 compared to 32 the year before representing a decrease of 6%. 4 injury collisions were reported in quarter 2 compared to 3 the year before.

Public Education Program

Chestermere detachment's traffic member commenced monthly traffic safety messages in the Chestermere Anchor. The first article appeared in September and has continued periodically in the Police Briefs section.

Bar Walk Program

Chestermere members conduct foot patrols through licensed establishments to maximize visibility in an effort to prevent, detect, and deter criminal activities. Criminal activity may include Gaming Liquor and Cannabis Act infractions, Illicit drug offences, or impaired driving. During quarter 2, Chestermere members documented 80 bar walks.

In an effort to further enhance the bar walk program, Chestermere RCMP will be more aggressively enforcing Section 69.1 of the Gaming Liquor and Cannabis Act. Under these provisions, Peace Officers may remove persons who based on good faith belief are members of





DETACHMENT COMMANDER REPORT

gangs or who associate with gangs. Enforcement of this provision is in support of maintaining public order and safety in licensed premises.

One ejection was conducted during quarter 2 where two outlaw motorcycle gang members were ordered out of a local licensed premises.

3. Community Involvement Activities

School Visits

During quarter 2, Chestermere members documented 16 school visits, a reduced number as a result of the summer break. The majority of the visits were conducted during September for back to school activities, update of SAFE plans, and introductions of school liaison members to staff and students.

Community Standards Initiative

John Peake Park: There were four notable incidents involving a police response. One matter involved a collision where one group's parent attended with a baseball bat, one matter was civil in nature where a seadoo was scratched during a rental, a proactive 24-hour suspension, and a complaint of cannabis consumption in a vehicle where a violation was issued.

Anniversary Park: Two incidents involving police response. One involved a report of a fight however members attended before the encounter, and a liquor seizure during a proactive foot patrol. One of the individuals was lodged for an evening due to intoxication and obstructing the members on site.

Cove Beach: No incidents.

Sunset Beach: One matter where a speaker was reported stolen from an event.

Attendance at Community Events

During quarter 2 members attended 25 community events. Details of the events were:

- July 1: Cst.'s LEWIS, KNEZEVIC, and RAJPOOT attended the Canada Day festivities and assisted with traffic control after the fireworks display.
- July 2: Cst.'s CARRIER and NANTEL attended the Rec Centre for a bike safety talk. Members also checked children's bike helmets and adjusted bike settings for safety.
- July 6: Cst.'s QUAST, NEUFELD, and PHILLIPS attended a community barbecue at Hawkmere View to interact with community members and youth.
- July 7: Cst.'s AIT BENLAARBI and KNEZEVIC played basketball with local youth at a Chestermere park.
- July 10: Cst. CARRIER attended the City Council Stampede Breakfast to participate and interact with city employees.





DETACHMENT COMMANDER REPORT

- July 10: Cst. CARRIER attended the Rec Center to participate in a Positive Ticketing event. The event promoted the program and saw positive tickets handed out to youth.
- July 11: Cpl. CURRIE, Cst.'s NEUFELD, CARRIER, and WILSON attended the Station Stampede barbeque, interacted with community members, allowed residents/youth to check out the police vehicles, and handed out stickers to youth.
- July 12: Cpl. CURRIE, Cst.'s NEUFELD, and AIT BENLAARBI attended the Rotary Club bike event at the bike park. Members interacted with community members and participated in the event.
- July 12: Cst. AIT BENLAARBI attended a community barbecue to interact with community members.
- July 20: Cst.'s QUAST, NEUFELD, and AIT BENLAARBI attended the Chestermere Yacht Club's 60th anniversary celebration.
- July 20: Cst. AIT BENLAARBI attended a community barbecue to interact with community members.
- July 27: Cst.'s AIT BENLAARBI, KNEZEVIC and RAJPOOT attended Water Festival festivities in John Peake Park periodically throughout the day. R/Cst. ANDERSON conducted IWT patrols during the event and foot patrols throughout the day.
- July 28: R/Cst. ANDERSON conducted IWT patrols during the day for positive interactions with community members and to enhance water safety.
- August 10: Cst. RAJPOOT attended the grand opening of F45 Fitness Centre in Chestermere to participate in the festivities and interact with attendees.
- August 17: Cst. RAJPOOT participated in the Food Bank drive at the Safeway Parking Lot (Pack the PC) with Chestermere Community Peace Officers and Fire Department.
- August 17: Cst. RAJPOOT attended a community barbecue on Westchester Boulevard to interact with community members and youth.
- August 24: Cst.'s NEUFELD, PHILLIPS, and QUAST attended a community barbecue on Springmere Link to interact with community members and youth.
- August 24: Cst.'s NEUFELD, PHILLIPS, and QUAST attended a community barbecue on Crimson Close to interact with community members and youth.
- August 24: Cst. LEWIS attended the Chestermere Car Show to view vehicles and interact with community members during the event.
- Sept. 7: Cst. QUAST participated in the Country Fair parade, and led the procession in his police vehicle.
- Sept. 14: Cst. AIT BENLAARBI attended a community barbecue on Kinniburgh Cove to interact with community members and youth.
- Sept. 14: Cst. NEUFELD attended four locations during the Amazing Race to ensure participant safety and visibility during a charitable event.
- Sept. 14: S/Sgt. WIELGOSZ, Sgt. STUBBS, Cpl. CURRIE, and ME SCHULTZ entered a team to participate in the Chestermere Amazing Race organized by the Chestermere Rotary Club. The team placed 10th during the race and saw a high level of visibility in the community. Several social media sites posted photos of the team's participation.
- Sept. 14: Cst. NEUFELD attended a community barbecue on Kinniburgh Cove to interact





DETACHMENT COMMANDER REPORT

Sept. 26: with community members and youth. Cst. NEUFELD promoted the voluntary registry of home surveillance and signed up two new participants. Cst. RAJPOOT attended the Terry Fox run at Chestermere High School. Cst. RAJPOOT conducted patrols and assisted with the route to ensure participant safety.

Public Education / Engagement

Public education has been undertaken with monthly meetings with Police Communications Link Committee along with the Lock it or Lose it program and regular news articles in the local newspaper. A Police Briefs page continues to appear in the Chestermere Anchor on a bi-weekly basis.

Community Liaison Program

Chestermere RCMP has initiated a community liaison program where a member is assigned to a community group. The purpose of this program is to form a link with community groups to seek feedback on concerns and open channels of communication with respect to education, how to reduce or prevent victimization, and early identification of community cultural issues. Liaisons continue monthly contact with 15 local community groups.

4. Other Initiatives

Water Safety Program

The Water Safety Program commenced in May with new involvement of the Chestermere Peace Officers as part of an overall Lake Safety Management Plan. Chestermere RCMP conducts patrols in coordination with the Chestermere Peace Officers (alternating days/shifts based on resource availability). During this quarter Chestermere RCMP scheduled 24 patrols while Chestermere Community Peace Officers scheduled 19 patrols.

Of the scheduled patrols, Chestermere RCMP were able to complete 11. 6 were cancelled for weather, 1 as a result of wildfire deployment, 2 due to resourcing, and 4 due to vessel repairs. During these patrols:

- 188 vessels were checked;
- 14 safety inspection decals were issued;
- 3 vessels where liquor was seized;
- 1 vessel ejected from the lake for lack of vital safety equipment or inability to produce a vessel operator competency card.

Total numbers for the season:

- 332 vessels checked;
- 25 safety inspection decals issued;





DETACHMENT COMMANDER REPORT

- 8 vessels where liquor was seized;
- 4 vessels ejected from the lake for lack of vital safety equipment or inability to produce vessel operator competency card.

The majority of vessels found in non compliance were non-residents and involved missing safety equipment, or failure to licence vessels with Transport Canada.

More information on the Chestermere RCMP's water safety program, and safety inspection decal program can be found on the City of Chestermere website at <https://www.chestermere.ca/202/RCMP>.

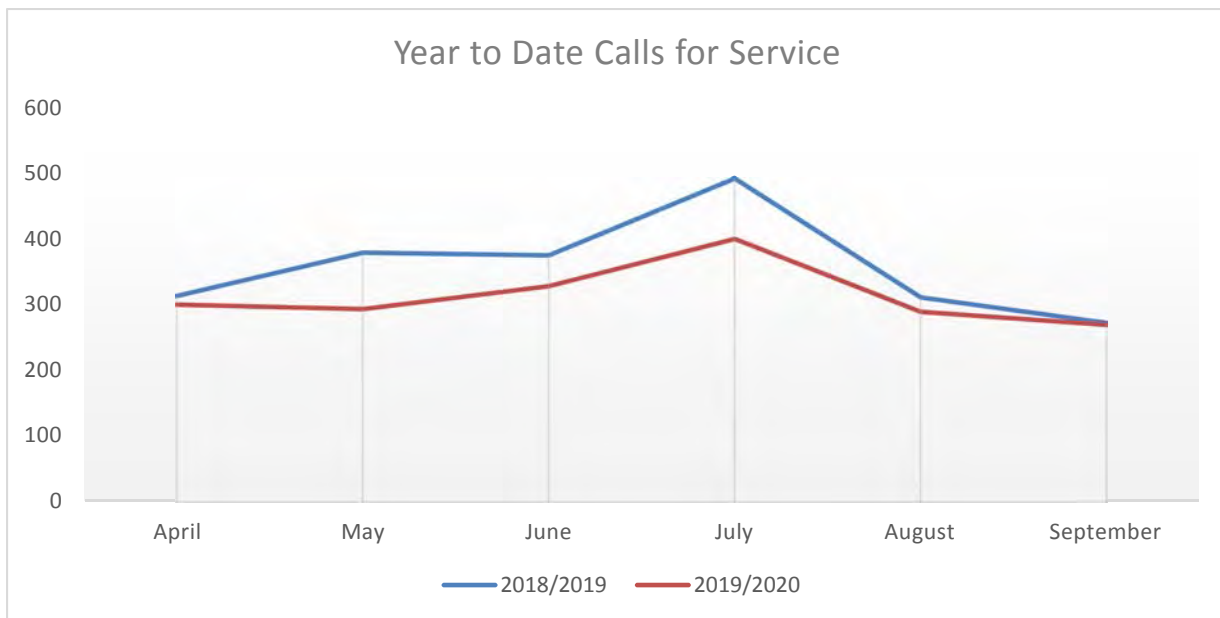
Citizens on Patrol

The program has been inactive for the majority of this quarter. A RCMP liaison is assigned to this program to assist as required.

Positive Ticketing Program

The positive ticketing program has continued and members have been identifying worthy candidates.

Year to Date / Quarter 2 Calls for Service

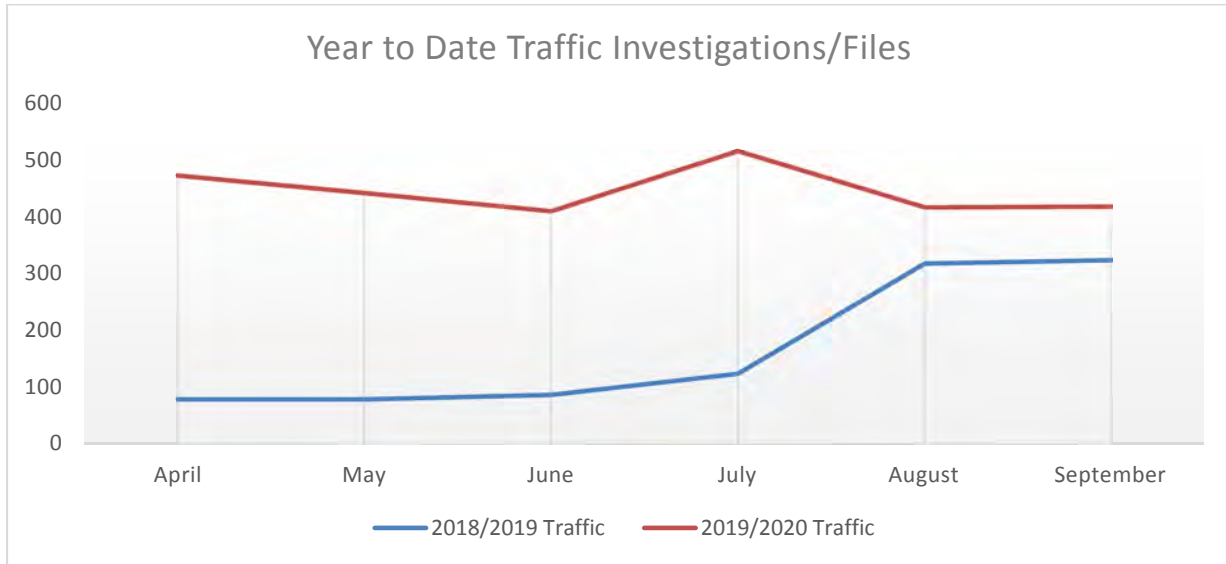


During quarter 2 (excluding traffic offences) Chestermere detachment responded to 961 calls for service, down from 1078 the year prior which represents a 11% decrease.





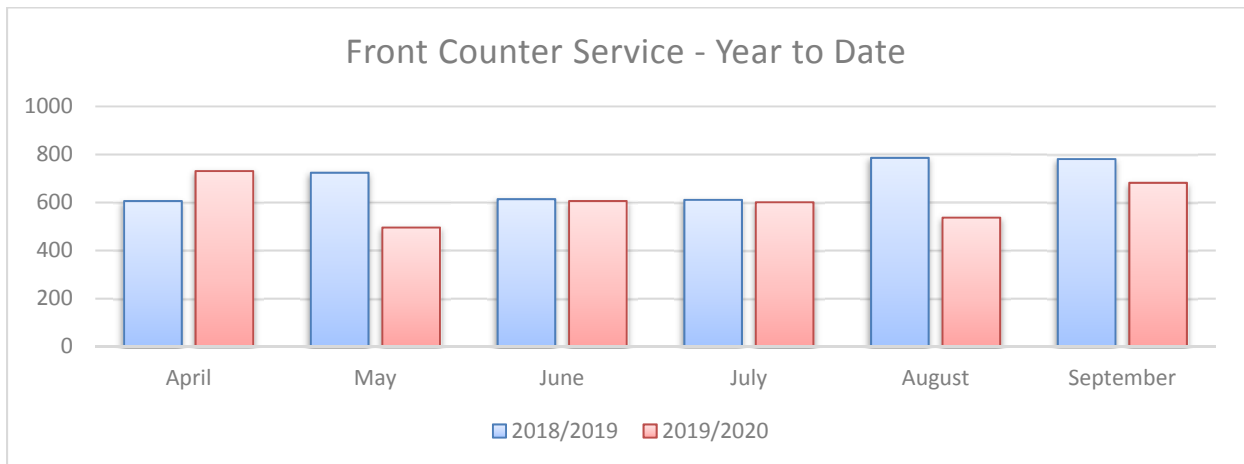
DETACHMENT COMMANDER REPORT



Traffic files increased this quarter to 1351 from 766 which is attributed to the implementation of e-ticketing. E-ticketing commenced in July 2018. As indicated in the graph traffic offences start to reach consistency in August.

*** Traffic offences were removed for both 2018 and 2019 to provide a close comparison as Chestermere detachment started using e-ticketing. E-ticketing creates a file for each roadside stop. While not all members are using e-ticketing, inclusion of traffic stats may give the appearance of artificially high occurrence numbers. ***

Chestermere Detachment Front Counter Service Delivery



In quarter 2 (July - September) Chestermere detachment front counter recorded 1,820 contacts for service (average of 140 per week) compared to 2178 the year before (16% decrease). Year to date there have been 3653 front counter contacts compared to 4122 the year before (11% decrease).





DETACHMENT COMMANDER REPORT

**** Front counter contacts do not include other administrative functions in support of operations such as data quality, data entry, charge preparation, document preparation, and disclosure to name only a few areas. ****

Staff Sergeant Mark WIELGOSZ 2019-11-06
Detachment Commander
Chestermere Detachment



**Chestermere Municipal Detachment
Crime Statistics (Actual)
January to September: 2014 - 2019**

All categories contain "Attempted" and/or "Completed"

October-02-19

CATEGORY	Trend	2014	2015	2016	2017	2018	2019	% Change 2014 - 2019	% Change 2018 - 2019	Avg File +/- per Year
Homicides & Offences Related to Death		0	2	0	0	1	0	N/A	-100%	-0.1
Robbery		1	3	5	1	0	1	0%	N/A	-0.4
Sexual Assaults		3	4	4	4	10	6	100%	-40%	0.9
Other Sexual Offences		1	2	1	3	12	3	200%	-75%	1.2
Assault		53	66	70	74	73	58	9%	-21%	1.4
Kidnapping/Hostage/Abduction		0	0	0	1	0	1	N/A	N/A	0.2
Extortion		0	0	1	1	4	2	N/A	-50%	0.6
Criminal Harassment		7	11	27	13	19	25	257%	32%	2.9
Uttering Threats		22	11	27	27	48	32	45%	-33%	4.6
TOTAL PERSONS		87	99	135	124	167	128	47%	-23%	11.4
Break & Enter		20	42	48	50	45	55	175%	22%	5.3
Theft of Motor Vehicle		13	40	45	58	78	45	246%	-42%	8.2
Theft Over \$5,000		7	8	10	17	15	10	43%	-33%	1.2
Theft Under \$5,000		158	246	209	226	272	162	3%	-40%	3.3
Possn Stn Goods		15	22	42	59	75	58	287%	-23%	11.2
Fraud		55	54	76	67	74	77	40%	4%	4.6
Arson		2	2	0	2	1	1	-50%	0%	-0.2
Mischief To Property		136	164	117	150	201	112	-18%	-44%	0.7
TOTAL PROPERTY		406	578	547	629	761	520	28%	-32%	34.3
Offensive Weapons		2	4	14	15	14	16	700%	14%	2.9
Disturbing the peace		66	36	53	53	38	39	-41%	3%	-3.7
Fail to Comply & Breaches		24	44	24	34	43	65	171%	51%	6.1
OTHER CRIMINAL CODE		16	14	19	29	36	28	75%	-22%	3.9
TOTAL OTHER CRIMINAL CODE		108	98	110	131	131	148	37%	13%	9.1
TOTAL CRIMINAL CODE		601	775	792	884	1,059	796	32%	-25%	54.8

**Chestermere Municipal Detachment
Crime Statistics (Actual)
January to September: 2014 - 2019**

All categories contain "Attempted" and/or "Completed"

October-02-19

CATEGORY	Trend	2014	2015	2016	2017	2018	2019	% Change 2014 - 2019	% Change 2018 - 2019	Avg File +/- per Year
Drug Enforcement - Production		2	2	2	1	0	0	-100%	N/A	-0.5
Drug Enforcement - Possession		24	34	58	41	38	9	-63%	-76%	-2.3
Drug Enforcement - Trafficking		4	11	14	8	4	3	-25%	-25%	-0.9
Drug Enforcement - Other		0	0	0	0	0	0	N/A	N/A	0.0
Total Drugs		30	47	74	50	42	12	-60%	-71%	-3.7
Cannabis Enforcement		0	0	0	0	0	2	N/A	N/A	0.3
Federal - General		26	7	10	29	8	12	-54%	50%	-1.4
TOTAL FEDERAL		56	54	84	79	50	26	-54%	-48%	-4.8
Liquor Act		25	32	52	31	35	32	28%	-9%	0.7
Cannabis Act		0	0	0	0	0	14	N/A	N/A	2.0
Mental Health Act		52	54	84	87	67	74	42%	10%	4.3
Other Provincial Stats		89	69	108	135	118	107	20%	-9%	7.5
Total Provincial Stats		166	155	244	253	220	227	37%	3%	14.5
Municipal By-laws Traffic		23	20	14	6	21	65	183%	210%	5.9
Municipal By-laws		389	352	315	344	287	195	-50%	-32%	-32.5
Total Municipal		412	372	329	350	308	260	-37%	-16%	-26.6
Fatals		0	0	0	0	0	0	N/A	N/A	0.0
Injury MVC		10	2	15	19	17	16	60%	-6%	2.3
Property Damage MVC (Reportable)		136	137	156	196	184	161	18%	-13%	8.7
Property Damage MVC (Non Reportable)		26	15	15	18	36	32	23%	-11%	2.7
TOTAL MVC		172	154	186	233	237	209	22%	-12%	13.7
Provincial Traffic		2,282	2,037	1,295	1,222	3,646	5,297	132%	45%	566.5
Other Traffic		15	13	20	23	17	18	20%	6%	0.9
Criminal Code Traffic		79	78	71	75	88	67	-15%	-24%	-0.7
Common Police Activities										
False Alarms		297	299	290	249	233	79	-73%	-66%	-38.0
False/Abandoned 911 Call and 911 Act		93	92	12	14	13	9	-90%	-31%	-18.7
Suspicious Person/Vehicle/Property		144	190	211	165	169	196	36%	16%	4.3
Persons Reported Missing		3	15	29	21	35	23	667%	-34%	4.3
Spousal Abuse - Survey Code (Reported)		50	75	94	154	154	157	214%	2%	23.8

**Chestermere Municipal Detachment
Crime Statistics (Actual)
September: 2014 - 2019**

All categories contain "Attempted" and/or "Completed"

October-02-19

CATEGORY	Trend	2014	2015	2016	2017	2018	2019	% Change 2014 - 2019	% Change 2018 - 2019	Avg File +/- per Year
Homicides & Offences Related to Death		0	0	0	0	0	0	N/A	N/A	0.0
Robbery		1	0	1	1	0	0	-100%	N/A	-0.1
Sexual Assaults		0	0	0	1	0	1	N/A	N/A	0.2
Other Sexual Offences		0	1	0	0	0	0	N/A	N/A	-0.1
Assault		6	9	6	12	5	5	-17%	0%	-0.3
Kidnapping/Hostage/Abduction		0	0	0	1	0	0	N/A	N/A	0.0
Extortion		0	0	0	0	0	0	N/A	N/A	0.0
Criminal Harassment		0	0	2	3	3	4	N/A	33%	0.9
Uttering Threats		5	2	3	4	3	3	-40%	0%	-0.2
TOTAL PERSONS		12	12	12	22	11	13	8%	18%	0.3
Break & Enter		3	6	11	8	9	5	67%	-44%	0.5
Theft of Motor Vehicle		0	3	8	12	11	6	N/A	-45%	1.7
Theft Over \$5,000		0	2	0	2	3	1	N/A	-67%	0.3
Theft Under \$5,000		14	30	23	30	21	21	50%	0%	0.4
Possn Stn Goods		2	6	9	13	11	2	0%	-82%	0.5
Fraud		2	8	8	9	10	7	250%	-30%	0.9
Arson		0	0	0	0	0	0	N/A	N/A	0.0
Mischief To Property		13	15	16	49	26	10	-23%	-62%	1.5
TOTAL PROPERTY		34	70	75	123	91	52	53%	-43%	5.7
Offensive Weapons		0	0	1	2	0	0	N/A	N/A	0.0
Disturbing the peace		7	3	6	12	2	5	-29%	150%	-0.2
Fail to Comply & Breaches		2	1	4	3	5	2	0%	-60%	0.3
OTHER CRIMINAL CODE		1	1	0	5	4	0	-100%	-100%	0.3
TOTAL OTHER CRIMINAL CODE		10	5	11	22	11	7	-30%	-36%	0.4
TOTAL CRIMINAL CODE		56	87	98	167	113	72	29%	-36%	6.5

**Chestermere Municipal Detachment
Crime Statistics (Actual)
September: 2014 - 2019**

All categories contain "Attempted" and/or "Completed"

October-02-19

CATEGORY	Trend	2014	2015	2016	2017	2018	2019	% Change 2014 - 2019	% Change 2018 - 2019	Avg File +/- per Year
Drug Enforcement - Production		1	0	1	0	0	0	-100%	N/A	-0.2
Drug Enforcement - Possession		2	2	8	8	4	1	-50%	-75%	0.0
Drug Enforcement - Trafficking		0	2	1	3	1	0	N/A	-100%	0.0
Drug Enforcement - Other		0	0	0	0	0	0	N/A	N/A	0.0
Total Drugs		3	4	10	11	5	1	-67%	-80%	-0.2
Cannabis Enforcement		0	0	0	0	0	0	N/A	N/A	0.0
Federal - General		1	0	0	5	0	1	0%	N/A	0.1
TOTAL FEDERAL		4	4	10	16	5	2	-50%	-60%	0.0
Liquor Act		1	3	9	5	3	0	-100%	-100%	-0.3
Cannabis Act		0	0	0	0	0	1	N/A	N/A	0.1
Mental Health Act		5	5	9	8	7	5	0%	-29%	0.1
Other Provincial Stats		9	3	7	15	4	10	11%	150%	0.5
Total Provincial Stats		15	11	25	28	14	16	7%	14%	0.5
Municipal By-laws Traffic		3	5	2	0	1	0	-100%	-100%	-0.8
Municipal By-laws		28	32	35	44	27	19	-32%	-30%	-1.5
Total Municipal		31	37	37	44	28	19	-39%	-32%	-2.3
Fatals		0	0	0	0	0	0	N/A	N/A	0.0
Injury MVC		1	1	4	1	0	2	100%	N/A	0.0
Property Damage MVC (Reportable)		14	15	17	21	16	11	-21%	-31%	-0.2
Property Damage MVC (Non Reportable)		2	1	2	3	2	4	100%	100%	0.4
TOTAL MVC		17	17	23	25	18	17	0%	-6%	0.1
Provincial Traffic		259	111	98	170	514	501	93%	-3%	71.2
Other Traffic		5	2	2	4	0	8	60%	N/A	0.3
Criminal Code Traffic		9	5	9	7	7	11	22%	57%	0.4
Common Police Activities										
False Alarms		29	34	36	38	14	11	-62%	-21%	-4.2
False/Abandoned 911 Call and 911 Act		8	3	5	2	2	2	-75%	0%	-1.0
Suspicious Person/Vehicle/Property		17	29	21	24	21	27	59%	29%	0.8
Persons Reported Missing		0	3	5	1	3	3	N/A	0%	0.3
Spousal Abuse - Survey Code (Reported)		7	5	10	15	20	16	129%	-20%	2.7

Chestermere Municipal Detachment - Break and Enters (includes unlawfully in a dwelling place)

All categories contain "Attempted" and/or "Completed"

October-02-19

2018												
Month	Jan	Feb	Mar	Apr	May	Jun	Jul	Aug	Sep	Oct	Nov	Dec
Actuals	3	1	2	8	6	2	13	1	9	9	12	9
Running Total	3	4	6	14	20	22	35	36	45	54	66	75
Quarter	6			16			23			30		
2019												
Month	Jan	Feb	Mar	Apr	May	Jun	Jul	Aug	Sep	Oct	Nov	Dec
Actuals	5	5	7	2	5	16	7	3	5			
Running Total	5	10	17	19	24	40	47	50	55			
Quarter	17			23			15			TBD		
Year over Year % Change	67%	150%	183%	36%	20%	82%	34%	39%	22%			

Chestermere Municipal Detachment - Theft Under \$5,000

All categories contain "Attempted" and/or "Completed"

October-02-19

2018												
Month	Jan	Feb	Mar	Apr	May	Jun	Jul	Aug	Sep	Oct	Nov	Dec
Actuals	22	8	20	27	37	48	64	25	21	30	13	11
Running Total	22	30	50	77	114	162	226	251	272	302	315	326
Quarter	50			112			110			54		
2019												
Month	Jan	Feb	Mar	Apr	May	Jun	Jul	Aug	Sep	Oct	Nov	Dec
Actuals	18	12	14	22	17	20	20	18	21			
Running Total	18	30	44	66	83	103	123	141	162			
Quarter	44			59			59			TBD		
Year over Year % Change	-18%	0%	-12%	-14%	-27%	-36%	-46%	-44%	-40%			

Chestermere Municipal Detachment - Theft of Motor Vehicles (includes taking without consent)

All categories contain "Attempted" and/or "Completed"

October-02-19

2018												
Month	Jan	Feb	Mar	Apr	May	Jun	Jul	Aug	Sep	Oct	Nov	Dec
Actuals	10	9	8	10	6	3	12	9	11	14	6	4
Running Total	10	19	27	37	43	46	58	67	78	92	98	102
Quarter	27			19			32			24		
2019												
Month	Jan	Feb	Mar	Apr	May	Jun	Jul	Aug	Sep	Oct	Nov	Dec
Actuals	5	1	5	4	2	12	8	2	6			
Running Total	5	6	11	15	17	29	37	39	45			
Quarter	11			18			16			TBD		
Year over Year % Change	-50%	-68%	-59%	-59%	-60%	-37%	-36%	-42%	-42%			

Chestermere Municipal Detachment - Theft from Motor Vehicles

All categories contain "Attempted" and/or "Completed"

October-02-19

2018												
Month	Jan	Feb	Mar	Apr	May	Jun	Jul	Aug	Sep	Oct	Nov	Dec
Actuals	13	7	17	22	25	30	30	19	16	21	8	4
Running Total	13	20	37	59	84	114	144	163	179	200	208	212
Quarter	37			77			65			33		
2019												
Month	Jan	Feb	Mar	Apr	May	Jun	Jul	Aug	Sep	Oct	Nov	Dec
Actuals	8	4	4	12	6	8	11	9	12			
Running Total	8	12	16	28	34	42	53	62	74			
Quarter	16			26			32			TBD		
Year over Year % Change	-38%	-40%	-57%	-53%	-60%	-63%	-63%	-62%	-59%			