

CHESTERMERE MUNICIPAL RCMP DETACHMENT

Detachment Commander Report



QUARTER 1 Report
April 1, 2019 – June 30, 2019

Prepared by
S/Sgt. Mark WIELGOSZ
Detachment Commander
Chestermere Detachment
K Division



DETACHMENT COMMANDER REPORT

Detachment area population: 20,732
Authorized Police Strength: 17 Regular Members
Authorized Support Staff: 4.5 Municipal Employees

2019-2020 ANNUAL PERFORMANCE PLAN INITIATIVES AND QUARTERLY RESULTS

1. Reduce Property Crimes – Reduction of theft from motor vehicles, theft of vehicles, and break and enter.

The goal of this priority is to reduce crimes in this area by 10% this year through use of the following strategies.

Habitual Offender Management

A habitual offender management program remains in place to target habitual or high impact offenders residing in our detachment area. Enforcement and monitoring efforts are undertaken to ensure offenders comply with ordered conditions or face consequence for non-compliance. Offenders are selected based upon the following factors:

- Volume of crime they commit;
- Seriousness of the crimes they commit;
- Likelihood of reoffending; and
- Impact of their crime on the community.

Both offender management files monitored by Chestermere RCMP were concluded as one moved out of Chestermere and is currently in custody. The other remains in custody on a lengthy gaol sentence.

Two new offender management files have been opened on new targets in Chestermere.

Offender 1: Currently resides in Chestermere and has recently been selected for monitoring. Two checks were completed this quarter and the offender was found to be in compliance with conditions.

Offender 2: Currently incarcerated but will be released in the near future to reside in Chestermere. Compliance checks will commence upon the offender's release.

Persons of Interest

Outside of the offender management program, Chestermere RCMP monitors persons in the community involved in organized crime or at large on various types of release such as parole, probation, and interim release on open criminal matters. Persons are identified on the potential risk to the community, severity of offences they are accused of, or likelihood to reoffend.





DETACHMENT COMMANDER REPORT

Partnerships with Calgary Police Service, Federal Parole Board, Provincial Probation Officers, and RCMP intelligence units are leverage to remain cognizant of offenders moving in and out of Chestermere.

Chestermere RCMP is monitoring 15 persons of interest. Further new persons of interest are under review for periodic monitoring.

Voluntary Registry of Home Surveillance

Remains in effect and continues to be a priority initiative for this year. While the program has been advertised in local media and on the City of Chestermere website, further participation is needed to help solve crimes in the City. Assistance from the Chestermere Police Communications Committee has been received to enhance awareness and participation in this program through a post on the committee social media page and additional community awareness projects. A liaison officer has been assigned to help expand this program.

Chestermere Theft Prevention Program

Chestermere detachment in partnership with Chestermere Citizens on Patrol (CCOP) rolled out a theft prevention program within Chestermere in an effort to raise awareness and reduce property crime in the City. The program commenced in April, 2018 involving CCOP members under the supervision of Chestermere RCMP. Foot patrols within the community will occur to check vehicles to ensure they are secure. Vehicles found insecure will have informative pamphlets left behind on the seat and members will lock the vehicle. If a vehicle is found running and insecure, the member will knock on the resident's door to provide preventative information.

Two patrols were made by Chestermere RCMP members this quarter in the areas of:

- Rainbow Falls Drive;
- Rainbow Falls Passage;
- Marina Drive;
- West Chestermere Drive;
- Windermere Drive;
- Lake Side Greens Drive;
- Kinniburgh Road and Way.

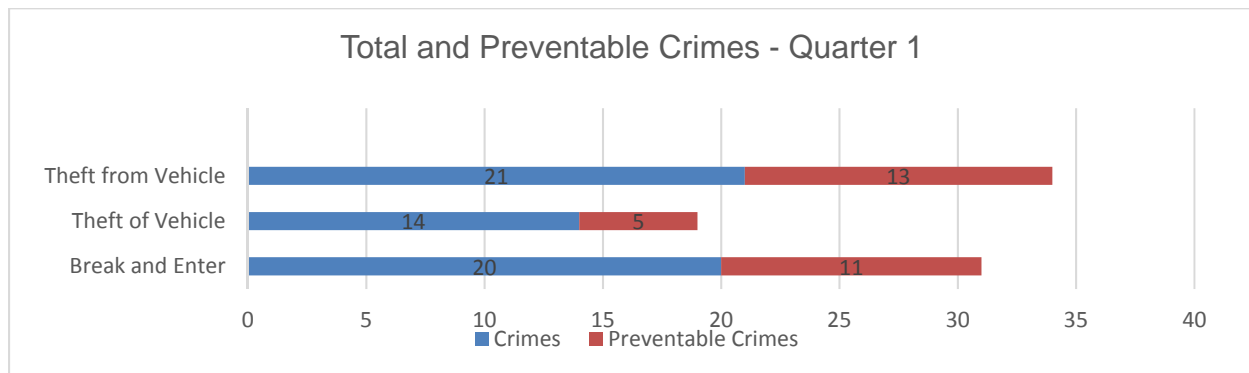
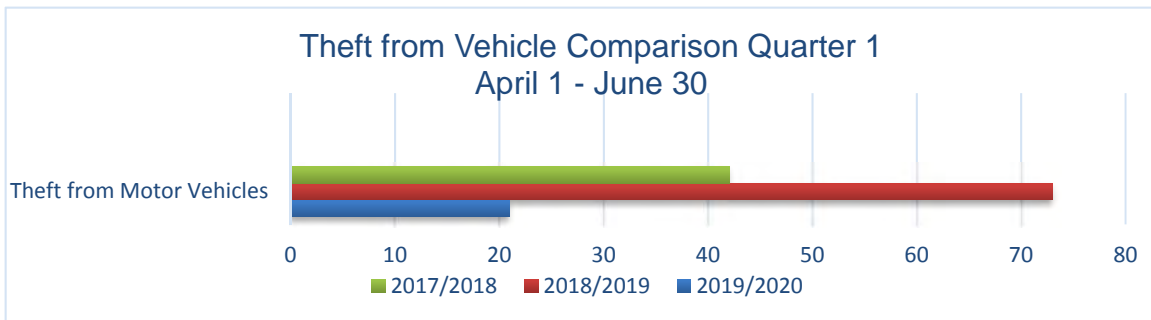
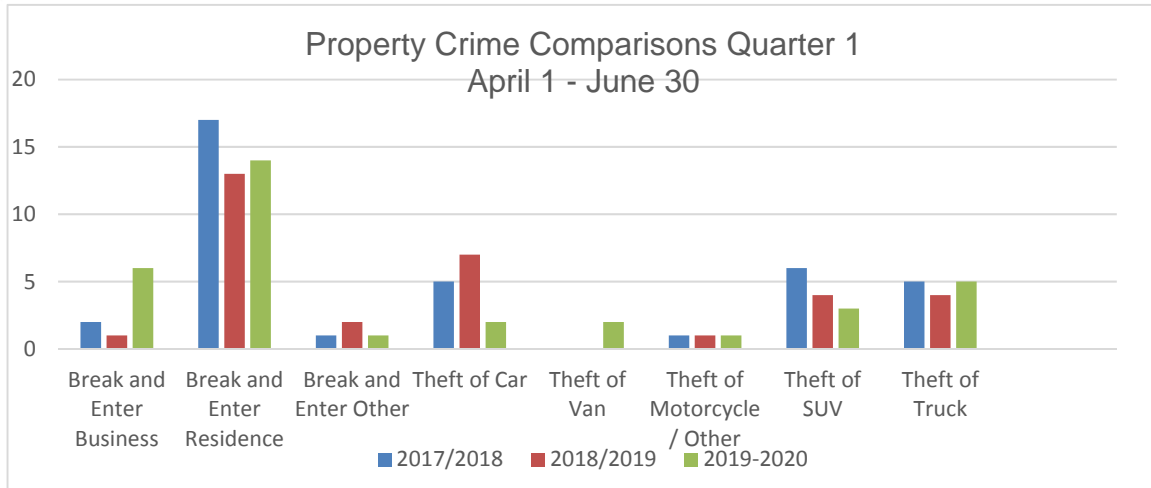
A total of 218 vehicles were checked, 19 were found insecure (8.7%). All insecure vehicles were locked with a crime prevention pamphlet left behind for the owner.

Further participation from CCOP is sought and further assistance in this regard will be provided by Chestermere RCMP to enhance participation in this crime prevention program.





DETACHMENT COMMANDER REPORT



QUARTER 1 PROPERTY CRIME		PREVENTABLE	%
Break and Enter	20	11	55
Theft of Motor Vehicles	14	5	36
Theft from Motor Vehicles	21	13	62

Break and enters rose from 16 to 21 this quarter over the same time frame last year. Theft of motor vehicles remain unchanged at 14. Theft from motor vehicles were reduced from 73 to 21,





DETACHMENT COMMANDER REPORT

a 71% reduction. Overall progress in this area at the close of quarter 1 remains ahead of expected levels by 5.8% (19.2% of objective of reaching a 10% reduction in the selected crime groups).

Main drivers of these reductions involve the successful delivery of the Habitual Offender and Persons of Interest monitoring programs.

As noted in the crime results for this quarter, a high percentage of crimes in this group remain largely preventable. Public education has a priority to increase awareness of crime prevention activities such as the 9PM routine and lock it or lose it programs.

Theft of license plates continues to be problematic. Property criminals often steal license plates to prevent detection while in possession of stolen vehicles. Property criminals use stolen vehicles to perpetrate other crimes such as theft from vehicles, theft from rural properties, break and enters, and other violent crimes.

In an effort to stem these types of crimes, the Chestermere RCMP will be launching a *License Plate Security Screw Program*. Security screws will be made available to Chestermere residents free of charge. Once the program is active, residents can obtain security screws from the Chestermere RCMP detachment, at crime prevention tables during community events, and in partnership with community crime prevention groups such as Citizens on Patrol and the Police Communications Committee. (*more to come*)

Assistance from the City of Chestermere Police Communications Committee (CPCC) has been helpful with committee members active in their respective neighbourhoods, and frequent reminders on the committee Facebook page. Additional awareness of crimes in Chestermere via the RCMP Crime map was also promoted by the CPCC on their Facebook page with 2,942 people reached to date.

The Chestermere RCMP Crime Map can be found on the City of Chestermere web page at <https://www.chestermere.ca/202/RCMP>.

2. Traffic Safety – Reduction of both injury and overall collisions.

The goal of this priority is to maintain low levels of overall and injury collisions as established in the previous year's plan relative to population.

Impaired Driving

In quarter 1, 8 drivers were charged with impaired driving offences. Proactive patrols and check stops remain in effect.

Traffic Safety/Enforcement

In quarter 1, 310 violations were issued. Increased visibility in the community remains a priority for Chestermere RCMP. Consistent resourcing will have a positive impact in this area. Year to





DETACHMENT COMMANDER REPORT

date results for road safety initiatives:

- A total of 310 violations were issued by detachment members;
- 8 impaired drivers were removed from Chestermere roads; and
- 2 drivers were issued alcohol/drug suspensions.

Enhanced Road Safety Initiative

The Chestermere Enhanced Road Safety Initiative commenced in August 2017 where additional members were assigned to enhanced shifts targeting impaired, aggressive, and distracted driving within the City of Chestermere. Shifts have been filled by Chestermere RCMP members, RCMP members attached to the Southern Alberta District Traffic Services Unit, Alberta Sheriffs, and Chestermere Community Peace Officers. The aim of the program is to raise awareness with respect to traffic safety, increase road safety through visibility and enforcement, and reduce injury collisions within the City of Chestermere.

In quarter 1, 76 enhanced shifts were completed which produced:

- **1,428 Total infractions**
- 970 for speed
- 51 for seatbelts
- 21 for distracted driving
- 75 intersection offences
- 86 vehicle deficiency violations
- 43 no drivers license / fail to produce
- 147 No registration and/or insurance (includes fail to produce)
- 4 liquor offences
- 38 bylaw offences
- 7 other or non moving violations
- 4 Suspensions
- 0 Cannabis Infractions

A total of 1321 drivers were issued violations. 946 (72%) were non-residents of Chestermere, 375 (28%) were residents of Chestermere.

Check Stop Program

In quarter 1, 4 documented check stops were conducted which resulted in:

- 118 vehicles checked
- 33 violations were issued

Public Education Program

Chestermere detachment's traffic member commenced monthly traffic safety messages in the





DETACHMENT COMMANDER REPORT

Chestermere Anchor. The first article appeared in September and has continued periodically in the Police Briefs section.

Bar Walk Program

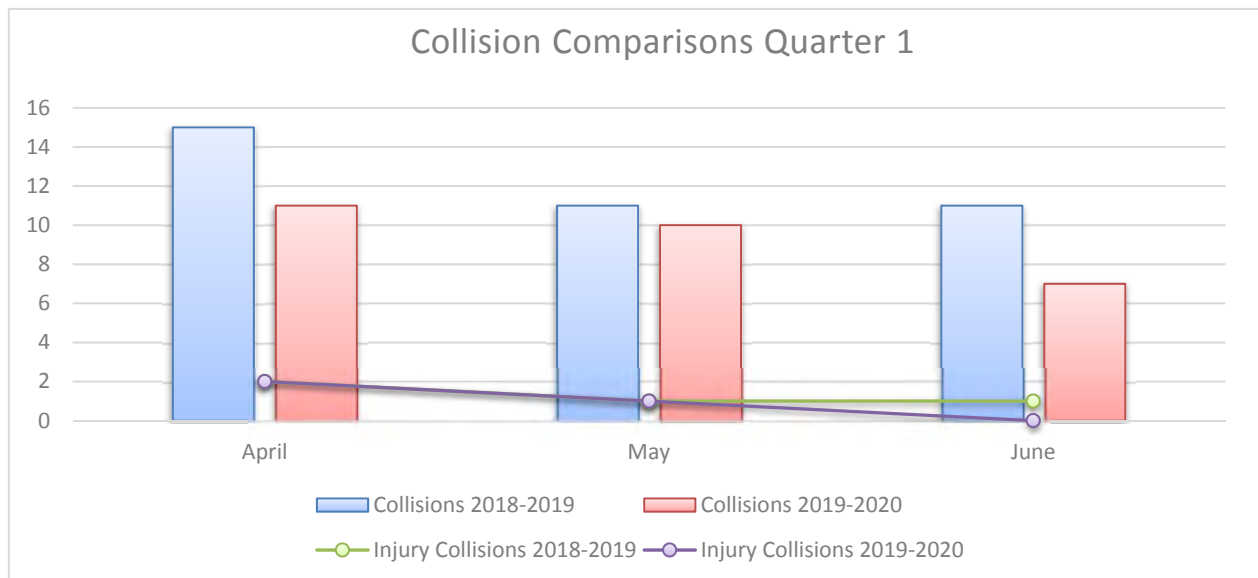
Chestermere members conduct foot patrols through licensed establishments to maximize visibility in an effort to prevent, detect, and deter criminal activities. Criminal activity may include Gaming Liquor and Cannabis Act infractions, Illicit drug offences, or impaired driving. During quarter 1, Chestermere members documented 27 bar walks.

In an effort to further enhance the bar walk program, Chestermere RCMP will be more aggressively enforcing Section 69.1 of the Gaming Liquor and Cannabis Act. Under these provisions, Peace Officers may remove persons who based on good faith belief are members of gangs or who associate with gangs. Enforcement of this provision is in support of maintaining public order and safety in licensed premises.

Chestermere RCMP will be partnering with Calgary Police Gang Suppression Team (GST) to increase detection of individuals involved in organized crime (gangs) and their associates in licensed premises. This will include intelligence sharing with respect to known gang members/associates and to ensure a consistent delivery of enforcement of these provisions within the Calgary Urban Area.

With the level of enforcement by GST, Calgary based gang members/associates have been observed in surrounding area licensed premises on an increasing basis. An example in Chestermere surfaced on June 17, 2019 where two members of Outlaw Motorcycle Gangs were found in a licensed establishment. Both were wearing their gang gear with support Hells Angels apparel underneath. Both were ejected under this legislation.

Collision Comparisons





DETACHMENT COMMANDER REPORT

28 reportable collisions were reported during quarter 1 compared to 37 the year before representing a decrease of 24%. 3 injury collisions were reported in quarter 1 compared to 4 the year before, a 25% reduction.

2. Community Involvement Activities

School Visits

During quarter 1, Chestermere members documented 79 school visits. Highlights of these visits involved:

- Site visits and student interaction
- Class presentations
- Facilitation of High School CALM classes
- Participation in lockdown drills
- Positive ticketing
- Participation in school sport events
- Drug awareness presentations
- Traffic safety presentations
- Cyber bullying and anti-bullying educational sessions

Community Standards Initiative

The Community Standards Initiative has been assigned to Cst. Jared CARRIER for monitoring and follow up this year. Dedicated patrols were made through the parks by all members which included foot patrols on days with significant beach/park usage.

During this quarter there were two occurrences reported at John Peake Park. One involved a complaint of a motorbike driving erratically, and another involved a collision where one party produced a baseball bat. Members attended both complaints which were resolved.

One Cannabis related violation was issued to a person in a vehicle at John Peake Park during a proactive patrol.

Members attended a report of a fight at Anniversary park between 10 youths. The matter was resolved before violence occurred and parents were contacted.

This program has been successful in reducing/eliminating calls for service in Chestermere parks. Members will continue their patrols to maintain this trend.

Attendance at Community Events

During quarter 1 members attended 17 community events. Details of the events were:





DETACHMENT COMMANDER REPORT

April 12: Cst. LEWIS attended the Rec Centre for a walk through to interact with community members and youth.

April 23: Cst.'s QUAST and AIT BENLAARBI attended Camp Chestermere to meet with the Little Leaders camp. The members gave the kids a tour of the police vehicles, answered questions, handed out stickers/tattoos.

April 25: Cst.'s LEWIS and PHILLIPS attended Camp Chestermere to meet with the day camp children during their spring break off.

May 5: Cst. LEWIS attended the Rec Centre for a walk through to interact with community members and youth.

May 25: Cst.'s NEUFELD and AIT BENLAARBI attended Anniversary Park to participate in the Rotary Club's opening of the life jacket loaner station.



(photo courtesy of the Chestermere Anchor)

May 31: Cst. WILSON attended the Centre for Youth Leadership and participated in the WestJet draw, a fundraiser for Synergy.

May 31: Cst. RAJPOOT attended Camp Chestermere during the "Family Fun Fair". Cst RAJPOOT spoke with the director and interacted with event attendees.



(photo courtesy of the Chestermere Anchor)



Continued on Page 2
Chestermere RCMP danced their hearts out during the Family Fun Fair on June 1 at Camp Chestermere. Throughout the two-day fair families were able to participate in a variety of activities including duck herding, face-painting, canoeing, kayaking, and watching a flash mob in support of Seniors Week. Photo by Emily Rogers





DETACHMENT COMMANDER REPORT

June 1: Cst.'s CARRIER, NEUFELD, and WILSON (Safety Bear) attended a pre-planned flash mob at Camp Chestermere in celebration of Seniors Week.

June 8: Cst. NANTEL attended the Food Bank event at No Frills.

June 11: Cst.'s KNEZEVIC, NEUFELD, WILCOX, and Sgt. STUBBS attended Chestermere Lake Middle School to participate in a basketball game against the students. "RCMP vs. CLMS"

June 14: Cst. SARAN attended the Canadian Oil Riders Association event at John Peake Park in support of the Children's Wish Foundation. Cst. SARAN interacted with event attendees.

June 16: Cst. LEWIS attended the Rec Centre for a walk through during an Asian party to interact with attendees.

June -22: Cst.'s SARAN and RAJPOOT attended the Loop Around the Lake both for runner safety and to interact with participants.

June 22: Cst. RAJPOOT attended a beach party for a walk through and to interact with attendees.

June 22: Cst.'s PHILLIPS, RAJPOOT and LEWIS attended a block party on West Chestermere Drive and interacted with community members.

June 28: Cst. PHILLIPS attended the Pride Week activities and crosswalk painting.

June 30: Cst. KNEZEVIC attended the Pride Festival in the park and interacted with event attendees.

Public Education / Engagement

Public education has been undertaken with monthly meetings with Police Communications Link Committee along with the Lock it or Lose it program and regular news articles in the local newspaper. A Police Briefs page continues to appear in the Chestermere Anchor on a bi-weekly basis.

Community Liaison Program

Chestermere RCMP has initiated a community liaison program where a member is assigned to a community group. The purpose of this program is to form a link with community groups to seek feedback on concerns and open channels of communication with respect to education, how to reduce or prevent victimization, and early identification of community cultural issues. Liaisons continue monthly contact with 15 local community groups.





4. Other Initiatives

Water Safety Program

The Water Safety Program commenced in May with new involvement of the Chestermere Peace Officers as part of an overall Lake Safety Management Plan. Chestermere RCMP conducts patrols in coordination with the Chestermere Peace Officers (alternating days/shifts based on resource availability). During this quarter Chestermere RCMP scheduled 8 patrols while Chestermere Community Peace Officers scheduled 9 patrols.

Of the scheduled patrols, Chestermere RCMP were able to complete 6. 2 were cancelled due to weather. During these patrols:

- 144 vessels were checked;
- 11 safety inspection decals were issued.
- 5 vessels where liquor was seized
- 3 vessels ejected from the lake for lack of vital safety equipment or inability to produce a vessel operation competency card.

The majority of vessels found in non compliance were non-residents and involved missing safety equipment, or failure to licence vessels with Transport Canada.

More information on the Chestermere RCMP's water safety program, and safety inspection decal program can be found on the City of Chestermere website at <https://www.chestermere.ca/202/RCMP>.

Citizens on Patrol

At present there are approximately 20 active volunteers in the program. During the last quarter, patrols were carried out. A new liaison member was appointed who will seek to increase CCOP patrols and activities within the community.

Positive Ticketing Program

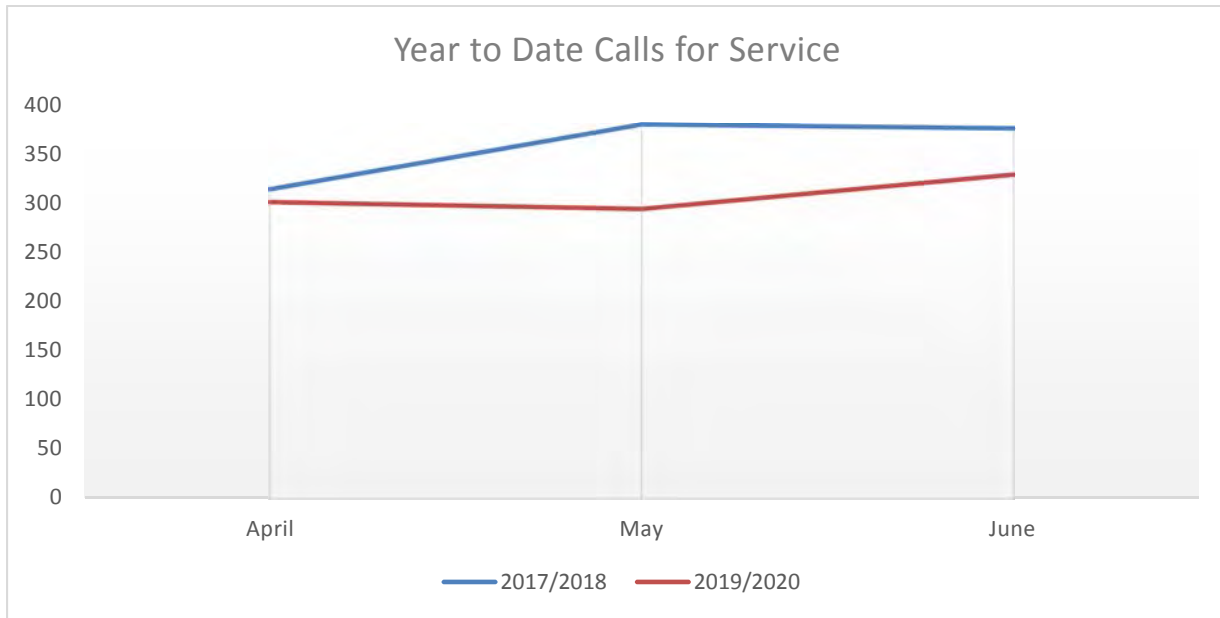
The positive ticketing program has continued and members have been identifying worthy candidates.

On June 21, Sgt. STUBBS attended a Positive Ticketing event at Chestermere Lake Middle School with Synergy to recognize 16 students. The students were identified by school staff to receive positive tickets for their various activities and contributions throughout the year.

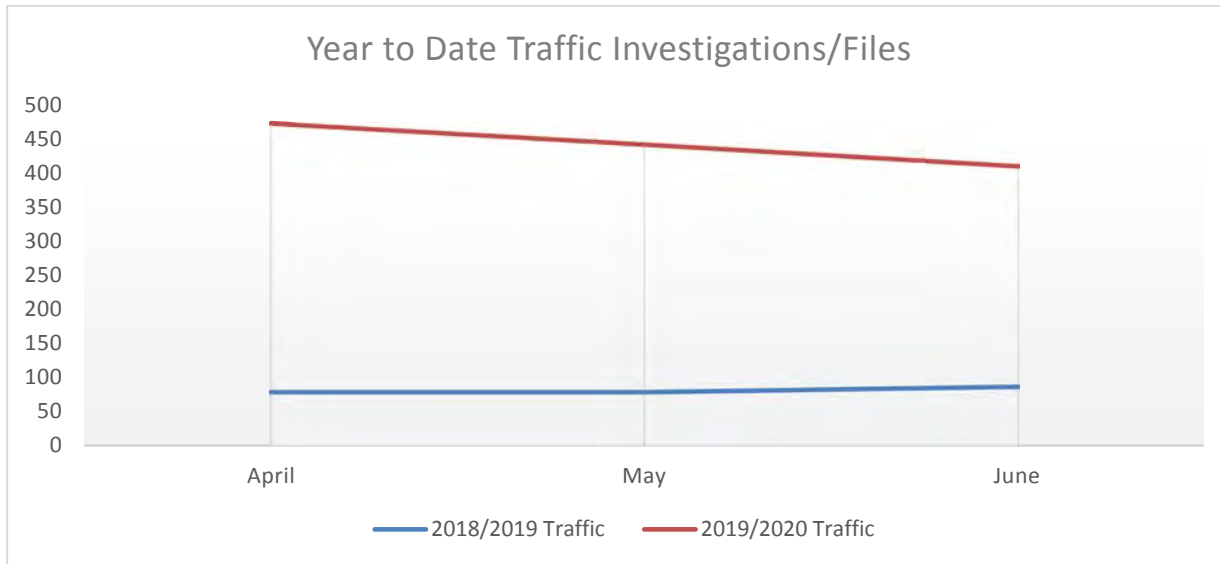




Year to Date / Quarter 1 Calls for Service



During quarter 1 (excluding traffic offences) Chestermere detachment responded to 924 calls for service, down from 1070 the year prior which represents a 14% decrease.



Traffic files increased this quarter to 1324 from 245 which is attributed to the implementation of e-ticketing. E-ticketing commenced in July 2018.

*** Traffic offences were removed for both 2018 and 2019 to provide a close comparison as Chestermere detachment started using e-ticketing. E-ticketing creates a file for each roadside stop. While not all members are using e-ticketing, inclusion of traffic stats may give the appearance of artificially high

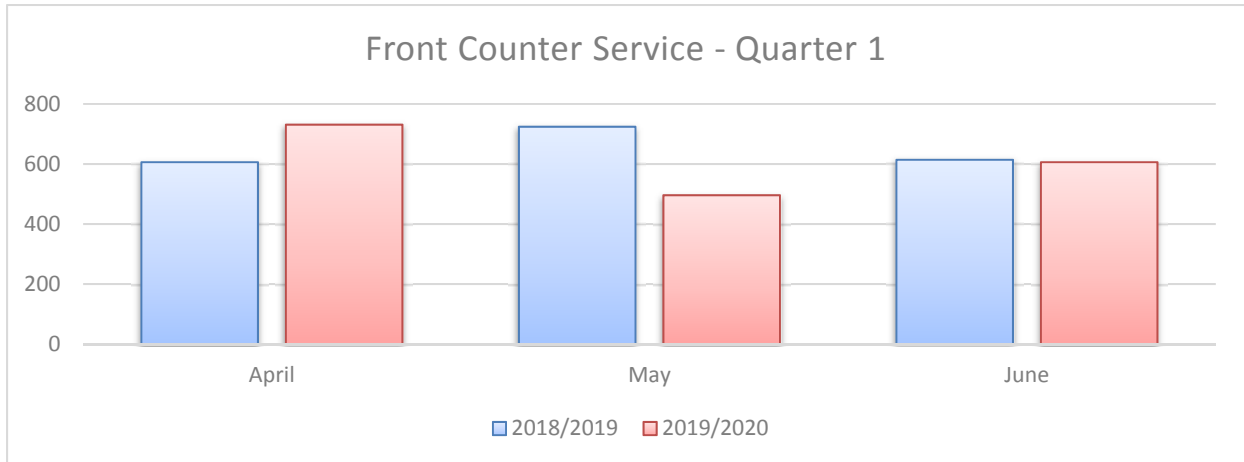




DETACHMENT COMMANDER REPORT

occurrence numbers. ***

Chestermere Detachment Front Counter Service Delivery



In quarter 1 (April - June) Chestermere detachment front counter recorded 1,833 contacts for service compared to 1,944 the year before (5.7% decrease). On average there were 141 contacts per week.

*** Front counter contacts do not include other administrative functions in support of operations such as data quality, data entry, charge preparation, document preparation, and disclosure to name only a few areas. ***

Staff Sergeant Mark WIELGOSZ 2019-08-01
Detachment Commander
Chestermere Detachment



RCMP-GRC



Chestermere Municipal Detachment

ROYAL CANADIAN MOUNTED POLICE • GENDARMERIE ROYALE DU CANADA

Crime Statistics (Actual)

January to June: 2014 - 2019

All categories contain "Attempted" and/or "Completed"

July-08-19

CATEGORY	Trend	2014	2015	2016	2017	2018	2019	% Change 2014 - 2019	% Change 2018 - 2019	Avg File +/- per Year
Homicides & Offences Related to Death		0	2	0	0	0	0	N/A	N/A	-0.2
Robbery		0	3	3	0	0	0	N/A	N/A	-0.3
Sexual Assaults		3	3	3	3	12	5	67%	-58%	1.1
Other Sexual Offences		1	1	1	3	6	1	0%	-83%	0.5
Assault		36	47	48	43	41	42	17%	2%	0.2
Kidnapping/Hostage/Abduction		0	0	0	0	0	1	N/A	N/A	0.1
Extortion		0	0	1	1	1	2	N/A	100%	0.4
Criminal Harassment		4	8	19	8	11	19	375%	73%	2.1
Uttering Threats		6	7	18	14	31	22	267%	-29%	4.2
TOTAL PERSONS		50	71	93	72	102	92	84%	-10%	8.1
Break & Enter		12	20	25	30	22	37	208%	68%	3.9
Theft of Motor Vehicle		10	26	26	34	46	30	200%	-35%	4.8
Theft Over \$5,000		7	5	7	9	8	8	14%	0%	0.5
Theft Under \$5,000		108	153	146	138	162	97	-10%	-40%	-1.0
Possn Stn Goods		12	12	22	30	50	44	267%	-12%	8.1
Fraud		41	28	44	45	49	45	10%	-8%	2.4
Arson		2	2	0	2	1	1	-50%	0%	-0.2
Mischief To Property		87	107	72	76	98	75	-14%	-23%	-2.4
TOTAL PROPERTY		279	353	342	364	436	337	21%	-23%	16.0
Offensive Weapons		2	3	4	10	7	10	400%	43%	1.7
Disturbing the peace		33	23	31	25	23	28	-15%	22%	-0.9
Fail to Comply & Breaches		21	35	13	25	33	47	124%	42%	3.9
OTHER CRIMINAL CODE		9	10	10	17	21	22	144%	5%	3.0
TOTAL OTHER CRIMINAL CODE		65	71	58	77	84	107	65%	27%	7.7
TOTAL CRIMINAL CODE		394	495	493	513	622	536	36%	-14%	31.7



January to June: 2014 - 2019

All categories contain "Attempted" and/or "Completed"

July-08-19

CATEGORY	Trend	2014	2015	2016	2017	2018	2019	% Change 2014 - 2019	% Change 2018 - 2019	Avg File +/- per Year
Drug Enforcement - Production		1	2	1	0	0	0	-100%	N/A	-0.3
Drug Enforcement - Possession		17	24	41	23	21	4	-76%	-81%	-2.6
Drug Enforcement - Trafficking		3	5	5	2	2	3	0%	50%	-0.3
Drug Enforcement - Other		0	0	0	0	0	0	N/A	N/A	0.0
Total Drugs		21	31	47	25	23	7	-67%	-70%	-3.3
Cannabis Enforcement		0	0	0	0	0	2	N/A	N/A	0.3
Federal - General		14	5	4	8	4	3	-79%	-25%	-1.5
TOTAL FEDERAL		35	36	51	33	27	12	-66%	-56%	-4.6
Liquor Act		16	18	32	12	26	23	44%	-12%	1.1
Cannabis Act		0	0	0	0	0	10	N/A	N/A	1.4
Mental Health Act		35	34	55	60	42	57	63%	36%	4.0
Other Provincial Stats		62	56	76	85	76	80	29%	5%	4.5
Total Provincial Stats		113	108	163	157	144	170	50%	18%	11.1
Municipal By-laws Traffic		17	11	11	6	17	38	124%	124%	3.4
Municipal By-laws		243	188	190	182	174	107	-56%	-39%	-20.9
Total Municipal		260	199	201	188	191	145	-44%	-24%	-17.5
Fatals		0	0	0	0	0	0	N/A	N/A	0.0
Injury MVC		7	0	9	13	15	12	71%	-20%	2.1
Property Damage MVC (Reportable)		102	92	108	132	129	120	18%	-7%	6.4
Property Damage MVC (Non Reportable)		23	12	10	10	28	21	-9%	-25%	1.1
TOTAL MVC		132	104	127	155	172	153	16%	-11%	9.6
Provincial Traffic		1,565	1,669	963	527	2,243	3,117	99%	39%	258.5
Other Traffic		6	8	13	8	15	5	-17%	-67%	0.3
Criminal Code Traffic		50	55	47	51	67	34	-32%	-49%	-1.1
Common Police Activities										
False Alarms		196	157	171	140	167	46	-77%	-72%	-21.5
False/Abandoned 911 Call and 911 Act		74	65	5	7	9	5	-93%	-44%	-14.6
Suspicious Person/Vehicle/Property		91	105	143	92	88	132	45%	50%	2.9
Persons Reported Missing		1	7	22	18	19	18	1700%	-5%	3.3
Spousal Abuse - Survey Code (Reported)		34	61	63	100	91	110	224%	21%	14.5



June: 2014 - 2019

All categories contain "Attempted" and/or "Completed"

July-08-19

CATEGORY	Trend	2014	2015	2016	2017	2018	2019	% Change 2014 - 2019	% Change 2018 - 2019	Avg File +/- per Year
Homicides & Offences Related to Death		0	0	0	0	0	0	N/A	N/A	0.0
Robbery		0	3	0	0	0	0	N/A	N/A	-0.3
Sexual Assaults		1	1	0	0	2	1	0%	-50%	0.1
Other Sexual Offences		0	1	0	0	2	0	N/A	-100%	0.1
Assault		6	5	4	7	6	8	33%	33%	0.5
Kidnapping/Hostage/Abduction		0	0	0	0	0	0	N/A	N/A	0.0
Extortion		0	0	0	0	1	0	N/A	-100%	0.1
Criminal Harassment		0	2	4	1	4	2	N/A	-50%	0.4
Uttering Threats		1	1	4	3	6	4	300%	-33%	0.8
TOTAL PERSONS		8	13	12	11	21	15	88%	-29%	1.7
Break & Enter		2	3	1	7	2	14	600%	600%	1.8
Theft of Motor Vehicle		2	4	4	6	3	13	550%	333%	1.5
Theft Over \$5,000		1	3	0	1	2	2	100%	0%	0.1
Theft Under \$5,000		27	37	44	24	48	18	-33%	-63%	-0.9
Possn Stn Goods		3	6	3	4	5	7	133%	40%	0.5
Fraud		7	7	8	7	11	11	57%	0%	0.9
Arson		0	1	0	0	0	1	N/A	N/A	0.1
Mischief To Property		16	23	18	13	18	18	13%	0%	-0.3
TOTAL PROPERTY		58	84	78	62	89	84	45%	-6%	3.7
Offensive Weapons		2	0	0	1	1	1	-50%	0%	0.0
Disturbing the peace		11	5	9	6	7	11	0%	57%	0.1
Fail to Comply & Breaches		4	7	5	4	7	4	0%	-43%	0.0
OTHER CRIMINAL CODE		3	2	3	2	6	4	33%	-33%	0.5
TOTAL OTHER CRIMINAL CODE		20	14	17	13	21	20	0%	-5%	0.5
TOTAL CRIMINAL CODE		86	111	107	86	131	119	38%	-9%	5.8



June: 2014 - 2019

All categories contain "Attempted" and/or "Completed"

July-08-19

CATEGORY	Trend	2014	2015	2016	2017	2018	2019	% Change 2014 - 2019	% Change 2018 - 2019	Avg File +/- per Year
Drug Enforcement - Production		1	0	1	0	0	0	-100%	N/A	-0.2
Drug Enforcement - Possession		2	1	5	5	2	0	-100%	-100%	-0.2
Drug Enforcement - Trafficking		0	0	0	0	1	1	N/A	0%	0.2
Drug Enforcement - Other		0	0	0	0	0	0	N/A	N/A	0.0
Total Drugs		3	1	6	5	3	1	-67%	-67%	-0.1
Cannabis Enforcement		0	0	0	0	0	0	N/A	N/A	0.0
Federal - General		6	1	2	5	0	0	-100%	N/A	-0.9
TOTAL FEDERAL		9	2	8	10	3	1	-89%	-67%	-1.0
Liquor Act		3	5	7	3	10	10	233%	0%	1.3
Cannabis Act		0	0	0	0	0	4	N/A	N/A	0.6
Mental Health Act		10	7	9	9	9	7	-30%	-22%	-0.3
Other Provincial Stats		10	10	16	24	13	15	50%	15%	1.2
Total Provincial Stats		23	22	32	36	32	36	57%	13%	2.8
Municipal By-laws Traffic		8	1	3	2	9	1	-88%	-89%	-0.3
Municipal By-laws		67	40	43	43	31	25	-63%	-19%	-6.8
Total Municipal		75	41	46	45	40	26	-65%	-35%	-7.1
Fatals		0	0	0	0	0	0	N/A	N/A	0.0
Injury MVC		2	0	1	2	1	2	0%	100%	0.1
Property Damage MVC (Reportable)		16	10	10	20	23	13	-19%	-43%	1.0
Property Damage MVC (Non Reportable)		4	1	4	2	3	8	100%	167%	0.7
TOTAL MVC		22	11	15	24	27	23	5%	-15%	1.8
Provincial Traffic		201	307	96	106	386	459	128%	19%	43.9
Other Traffic		2	1	0	2	4	0	-100%	-100%	0.0
Criminal Code Traffic		11	9	9	5	11	2	-82%	-82%	-1.2
Common Police Activities										
False Alarms		57	34	30	24	23	6	-89%	-74%	-8.4
False/Abandoned 911 Call and 911 Act		5	7	1	1	1	1	-80%	0%	-1.1
Suspicious Person/Vehicle/Property		16	20	18	15	12	29	81%	142%	1.1
Persons Reported Missing		0	2	4	5	4	3	N/A	-25%	0.6
Spousal Abuse - Survey Code (Reported)		0	12	9	12	19	18	N/A	-5%	3.3

RCMP-GRC



ROYAL CANADIAN MOUNTED POLICE • GENDARMERIE ROYALE DU CANADA

Chestermere Municipal Detachment - Break and Enters (includes unlawfully in a dwelling place)

Chestermere Municipal Detachment - Theft Under \$5,000

All categories contain "Attempted" and/or "Completed"

July-08-19

All categories contain "Attempted" and/or "Completed"

July-08-19

2018												
Month	Jan	Feb	Mar	Apr	May	Jun	Jul	Aug	Sep	Oct	Nov	Dec
Actuals	3	1	2	8	6	2	13	1	9	9	12	9
Running Total	3	4	6	14	20	22	35	36	45	54	66	75
Quarter	6			16			23			30		
2019												
Month	Jan	Feb	Mar	Apr	May	Jun	Jul	Aug	Sep	Oct	Nov	Dec
Actuals	5	4	7	2	5	14						
Running Total	5	9	16	18	23	37						
Quarter	16			21			TBD			TBD		
Year over Year % Change	67%	125%	167%	29%	15%	68%						

2018												
Month	Jan	Feb	Mar	Apr	May	Jun	Jul	Aug	Sep	Oct	Nov	Dec
Actuals	22	8	20	27	37	48	64	25	21	30	13	11
Running Total	22	30	50	77	114	162	226	251	272	302	315	326
Quarter	50			112			110			54		
2019												
Month	Jan	Feb	Mar	Apr	May	Jun	Jul	Aug	Sep	Oct	Nov	Dec
Actuals	18	11	12	22	16	18						
Running Total	18	29	41	63	79	97						
Quarter	41			56			TBD			TBD		
Year over Year % Change	-18%	-3%	-18%	-18%	-31%	-40%						

Chestermere Municipal Detachment - Theft of Motor Vehicles (includes taking without consent)

Chestermere Municipal Detachment - Theft from Motor Vehicles

All categories contain "Attempted" and/or "Completed"

July-08-19

All categories contain "Attempted" and/or "Completed"

July-08-19

2018												
Month	Jan	Feb	Mar	Apr	May	Jun	Jul	Aug	Sep	Oct	Nov	Dec
Actuals	10	9	8	10	6	3	12	9	11	14	6	4
Running Total	10	19	27	37	43	46	58	67	78	92	98	102
Quarter	27			19			32			24		
2019												
Month	Jan	Feb	Mar	Apr	May	Jun	Jul	Aug	Sep	Oct	Nov	Dec
Actuals	5	1	5	4	2	13						
Running Total	5	6	11	15	17	30						
Quarter	11			19			TBD			TBD		
Year over Year % Change	-50%	-68%	-59%	-59%	-60%	-35%						

2018												
Month	Jan	Feb	Mar	Apr	May	Jun	Jul	Aug	Sep	Oct	Nov	Dec
Actuals	13	7	17	22	25	30	30	19	16	21	8	4
Running Total	13	20	37	59	84	114	144	163	179	200	208	212
Quarter	37			77			65			33		
2019												
Month	Jan	Feb	Mar	Apr	May	Jun	Jul	Aug	Sep	Oct	Nov	Dec
Actuals	8	4	4	12	6	6						
Running Total	8	12	16	28	34	40						
Quarter	16			24			TBD			TBD		
Year over Year % Change	-38%	-40%	-57%	-53%	-60%	-65%						

SAD Summary - Municipal Detachments
Total Property Crime (Actuals)
January to June: 2014 - 2019

Includes "Attempted" and/or "Completed"

July-08-19

SAD Municipal Detachment	Trend	2014	2015	2016	2017	2018	2019	% Change 2014 - 2019	% Change 2018 - 2019
Airdrie		1192	1489	1378	1230	1212	1085	-9%	-10%
Banff		291	263	282	244	251	254	-13%	1%
Brooks		266	296	374	305	353	269	1%	-24%
Canmore		202	225	260	284	345	284	41%	-18%
Chestermere		279	353	342	364	436	337	21%	-23%
Coaldale		0	0	0	0	0	0	N/A	N/A
Cochrane		312	401	360	390	505	395	27%	-22%
Drumheller		173	226	236	223	323	254	47%	-21%
High River		233	277	230	180	244	260	12%	7%
Okotoks		574	597	562	624	432	438	-24%	1%
Olds		232	297	274	283	296	284	22%	-4%
Redcliff		79	81	100	108	126	141	78%	12%
Strathmore		327	360	369	445	376	241	-26%	-36%

SAD Summary - Municipal Detachments
Theft of Motor Vehicles (Actuals - Excluding Taking Without Consent)
January to June: 2015 - 2019

Includes "Attempted" and/or "Completed"

July-08-19

Detachment	Trend	2014	2015	2016	2017	2018	2019	% Change 2014 - 2019	% Change 2018 - 2019
Airdrie		54	81	92	97	129	88	63%	-32%
Banff		2	1	2	2	2	2	0%	0%
Brooks		9	13	8	11	15	12	33%	-20%
Canmore		3	4	9	12	14	9	200%	-36%
Chestermere		9	25	24	33	43	29	222%	-33%
Coaldale		0	0	0	0	0	0	N/A	N/A
Cochrane		12	18	20	26	46	16	33%	-65%
Drumheller		8	5	9	9	23	20	150%	-13%
High River		9	25	10	15	8	11	22%	38%
Okotoks		48	33	30	39	30	25	-48%	-17%
Olds		10	18	18	27	33	31	210%	-6%
Redcliff		3	10	4	8	14	7	133%	-50%
Strathmore		24	14	12	37	25	19	-21%	-24%

SAD Summary - Municipal Detachments
Break and Enters (Actuals - Excluding Unlawfully in a Dwelling House)
January to June: 2014 - 2019

Includes "Attempted" and/or "Completed"

July-08-19

Detachment	Trend	2014	2015	2016	2017	2018	2019	% Change 2014 - 2019	% Change 2018 - 2019
Airdrie		84	105	93	106	62	66	-21%	6%
Banff		5	3	9	8	5	9	80%	80%
Brooks		21	17	18	24	31	19	-10%	-39%
Canmore		11	14	6	8	11	16	45%	45%
Chestermere		12	20	24	30	22	35	192%	59%
Coaldale		0	0	0	0	0	0	N/A	N/A
Cochrane		13	27	17	35	23	30	131%	30%
Drumheller		9	26	22	25	36	39	333%	8%
High River		17	29	22	11	14	26	53%	86%
Okotoks		29	42	32	44	35	29	0%	-17%
Olds		19	24	29	31	22	10	-47%	-55%
Redcliff		17	6	11	7	32	19	12%	-41%
Strathmore		15	44	30	43	24	32	113%	33%

SAD Summary - Municipal Detachments
Theft from Motor Vehicles (Actuals)
January to June: 2015 - 2019

Includes "Attempted" and/or "Completed"














July-08-19

Detachment	Trend	2014	2015	2016	2017	2018	2019	% Change 2014 - 2019	% Change 2018 - 2019
Airdrie		207	277	259	207	217	177	-14%	-18%
Banff		7	5	9	4	9	13	86%	44%
Brooks		18	11	35	18	36	13	-28%	-64%
Canmore		13	11	26	44	66	45	246%	-32%
Chestermere		43	61	77	87	114	40	-7%	-65%
Coaldale		0	0	0	0	0	0	N/A	N/A
Cochrane		28	64	59	57	76	41	46%	-46%
Drumheller		10	10	14	15	12	10	0%	-17%
High River		25	49	11	12	20	30	20%	50%
Okotoks		77	73	45	88	59	64	-17%	8%
Olds		15	36	40	39	38	40	167%	5%
Redcliff		3	7	5	5	5	6	100%	20%
Strathmore		33	41	46	47	36	18	-45%	-50%

SAD Summary - Municipal Detachments
Theft Under \$5,000 (Actuals)
January to June: 2014 - 2019

Includes "Attempted" and/or "Completed"

July-08-19

Detachment	Trend	2014	2015	2016	2017	2018	2019	% Change 2014 - 2019	% Change 2018 - 2019
Airdrie		412	554	548	449	394	354	-14%	-10%
Banff		77	102	101	81	91	85	10%	-7%
Brooks		89	100	141	84	111	72	-19%	-35%
Canmore		89	100	93	107	142	99	11%	-30%
Chestermere		108	153	146	138	162	97	-10%	-40%
Coaldale		0	0	0	0	0	0	N/A	N/A
Cochrane		101	162	133	155	176	120	19%	-32%
Drumheller		49	70	65	88	125	74	51%	-41%
High River		75	101	66	56	92	76	1%	-17%
Okotoks		198	211	184	203	146	147	-26%	1%
Olds		67	106	104	116	101	85	27%	-16%
Redcliff		12	33	40	26	34	40	233%	18%
Strathmore		114	121	123	146	132	75	-34%	-43%